



## Old Tappan Public Schools

Good Evening  
Welcome to your  
*State of the Schools Report*  
October 27, 2014

## *State of the Schools Report* Contents

- Demographic Data
- Assessment Overview
- Criterion-Referenced Test (CRT) Results
- New Jersey Assessment of Skills and Knowledge (NJASK) Results
- Assessment Analysis
- Goals/Challenges/Assets
- Week of Respect Update
- School Violence Awareness Week Update
- Public Hearing – Annual School Vandalism, Violence and Substance Abuse Report



## **Old Tappan Public Schools**

### **State of the Schools Report Demographic Data**

## **Old Tappan Board of Education**

**Ms. Maryellen LaFronz, President**

**Ms. Nicole Gray, Vice President**

**Ms. Lorraine Hliboki**

**Mr. Richard Ferrigno**

**Mr. Kurt Linder**

# Administration

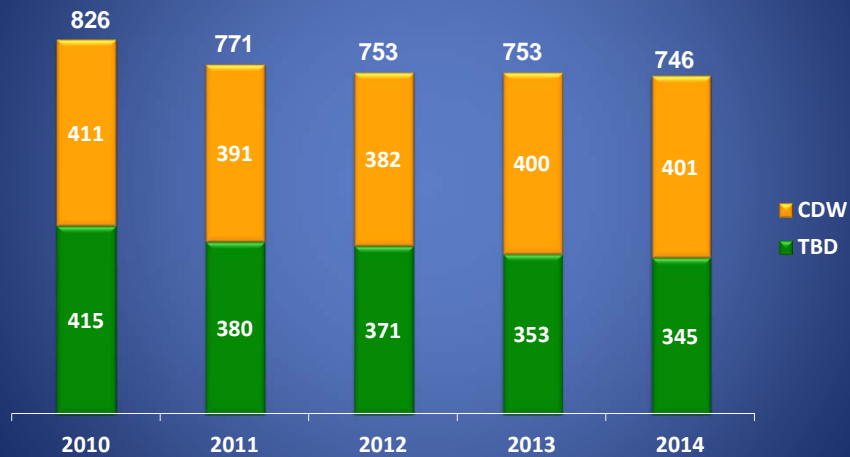
Ms. Danielle Da Giau, Superintendent  
Mr. Douglas Barrett, Business Administrator

Mr. Dennis Rossi, Principal  
Charles DeWolf Middle School

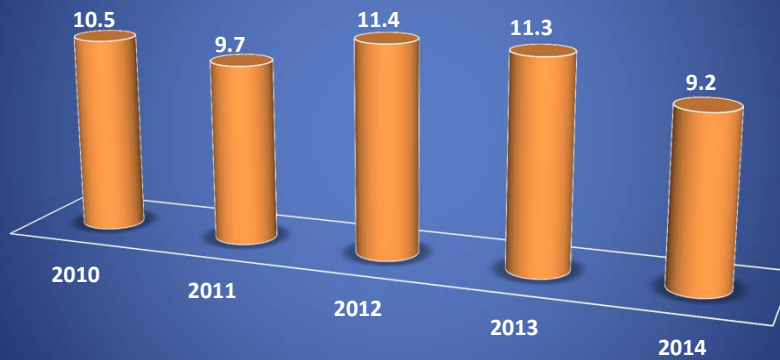
Ms. Angela Connelly, Principal  
T. Baldwin Demarest Elementary School

Mr. Thomas Santagato, Supervisor of Student Support Services

# Enrollment History



## Percent of Special Education Students



## Old Tappan Public Schools

*State of the Schools Report*  
**Assessment Overview**

# Student Assessment Process

## Multiple Measures Including:

Formal and Informal Measures
Standardized Tests
Northern Valley Criterion-Referenced Tests
Teacher-Made Measures
Portfolio Assessment

## Assessment - TBD

Grade	Assessment(s)
K	Portfolios Developmental Reading Assessment
1	Portfolios Developmental Reading Assessment
2	Portfolios Developmental Reading Assessment Science CRT
3	NJASK – ELA, Math Otis-Lennon School Ability Test Developmental Reading Assessment
4	NJASK – ELA, Math, Science Developmental Reading Assessment

## Assessment - CDW

Grade	Assessment(s)
5	NJASK – ELA, Math Social Studies CRT
6	NJASK – ELA, Math Health CRT Study Skills CRT Otis-Lennon School Ability Test
7	NJASK – ELA, Math Science CRT
8	NJASK – ELA, Math, Science

## Why Test ?

- Inform Instruction
- Evaluate Student Achievement
- Help Report Student Progress
- Identify At-Risk Students
- Identify Students Eligible for Accelerated/Enriched Programs
- Comply with State Mandates
- Assist in Staff Evaluations (was 15-30%, now 10-20%)



## Old Tappan Public Schools

### *State of the Schools Report* Criterion-Referenced Test Results

## Northern Valley Criterion-Referenced Tests (CRT)

Northern Valley Teacher-Developed Tests

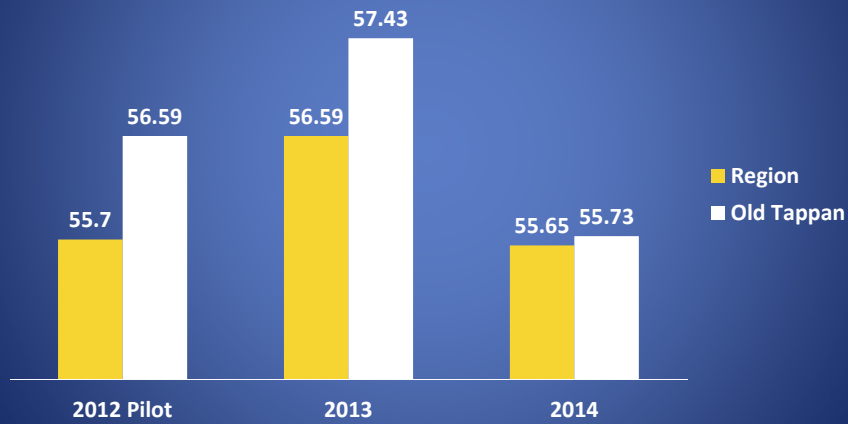
Northern Valley/Common Core Content Standards

Scored by the Northern Valley Office of Curriculum  
and Instruction

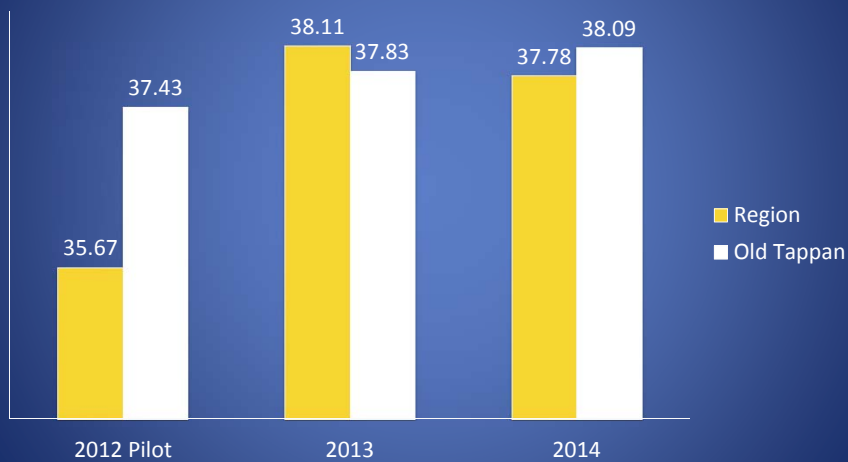
Raw Scores

Identifies Curriculum Areas in Need of  
Improvement

## Grade 2 Science CRT Mean Scores (60)

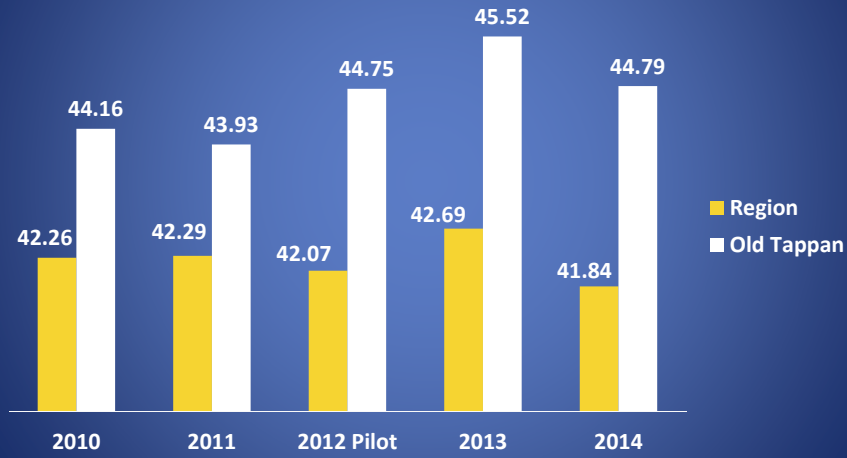


## Grade 5 Social Studies CRT Mean Scores (45)

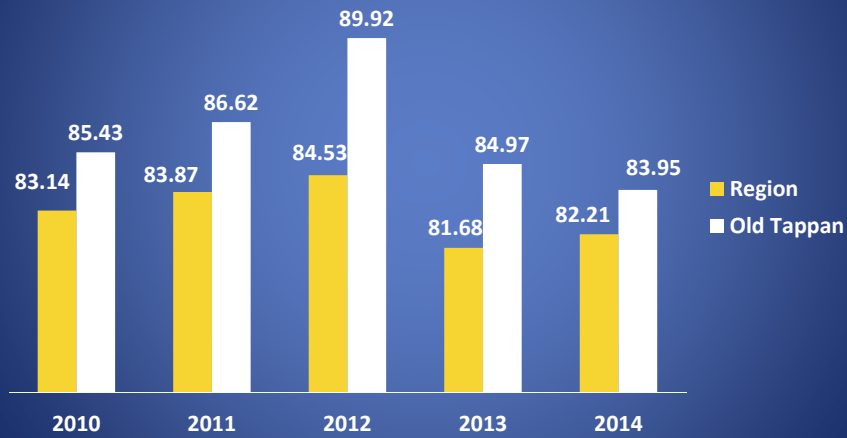




## Grade 6 Health CRT Mean Scores (50)



## Grade 7 Science CRT Mean Scores (100)





## Old Tappan Public Schools

*State of the Schools Report*

### NJASK Results

## District Factor Groups

DFGs represent an approximate measure of a community's relative socioeconomic status (SES). The categories are updated every ten years when the Census Bureau releases the latest Decennial Census data.

DFGs were calculated using the following six variables that are closely related to SES:

- 1) Percent of adults with no high school diploma
- 2) Percent of adults with some college education
- 3) Occupational status
- 4) Unemployment rate
- 5) Percent of individuals in poverty
- 6) Median family income

## Bergen County DFG I Districts

Allendale	Englewood Cliffs	Montvale	Park Ridge
Alpine	Franklin Lakes	Norwood	Ramsey
Closter	Harrington Park	Oakland	River Vale
Cresskill	Haworth	Old Tappan	Tenafly
Demarest	Mahwah	Oradell	Wyckoff

## DFG I Comparisons

- The scores for student cohort groups are compared to the DFG I cohorts based on the year of eighth-grade graduation
- Both OT and DFG I cohort groups vary slightly based on the migration of individual students during any given year
- These results include all students, General Education and Special Education, both in and out of district

## Scaled Scores and Proficiency Levels

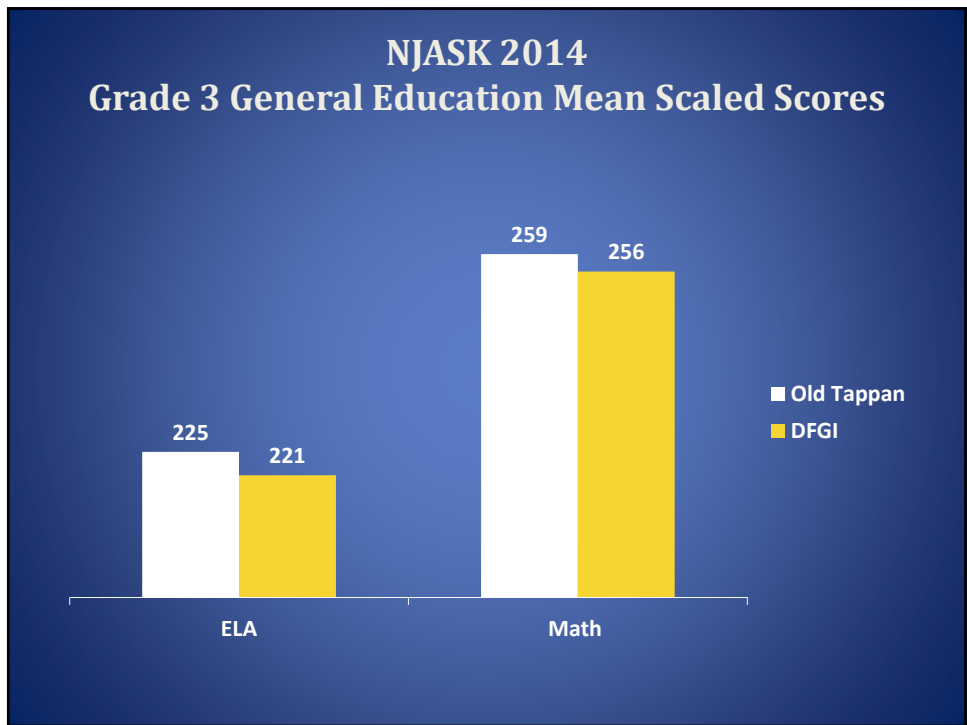
- Scaled Scores (SS) are generated to provide comparability among different forms of a test
- SS under 200 = Partially Proficient
- SS from 200 to 249 = Proficient
- SS at 250 or above = Advanced Proficient

## Proficiency Levels

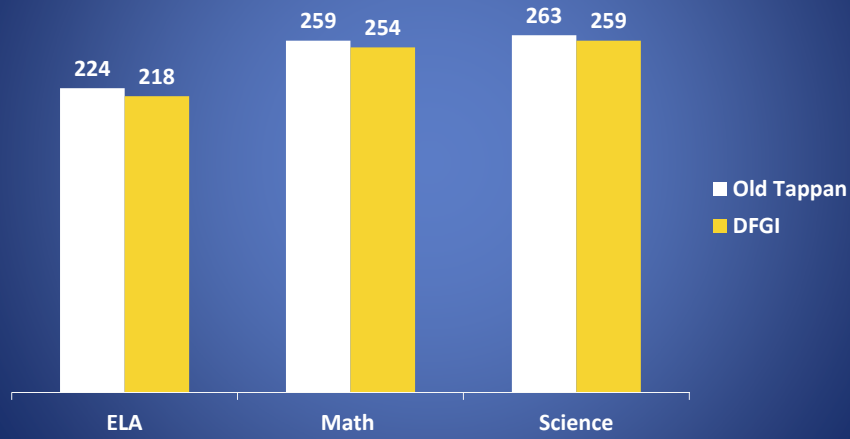
Scaled Score	Category
Below 200	Partial Proficiency
200 to 249	Proficiency
250 or Above	Advanced Proficiency

# Comparison of Mean Scaled Scores of General Education Students

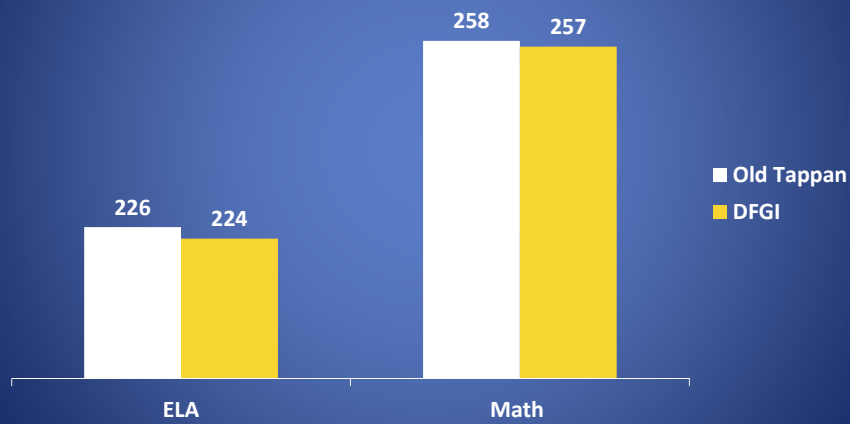
Old Tappan Compared to  
and State District Factor Group - I



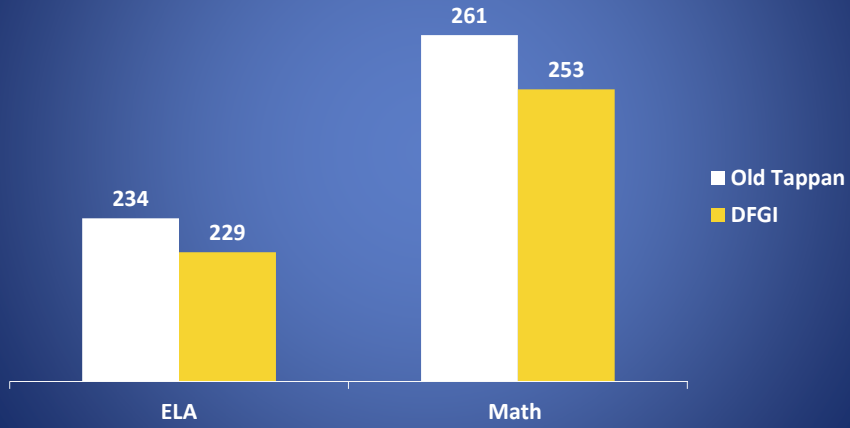
### NJASK 2014 Grade 4 General Education Mean Scaled Scores



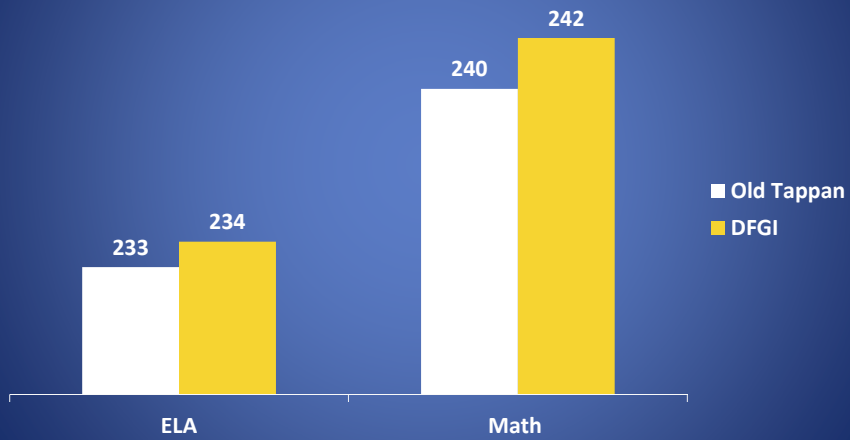
### NJASK 2014 Grade 5 General Education Mean Scaled Scores



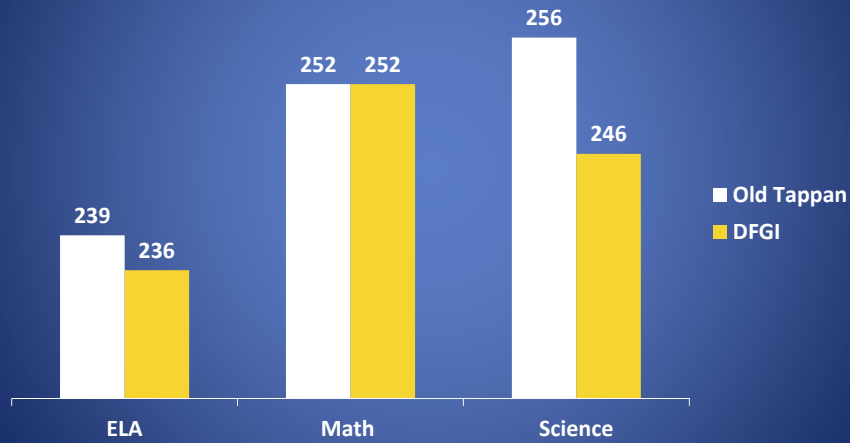
### NJASK 2014 Grade 6 General Education Mean Scaled Scores



### NJASK 2014 Grade 7 General Education Mean Scaled Scores



## NJASK 2014 Grade 8 General Education Mean Scaled Scores

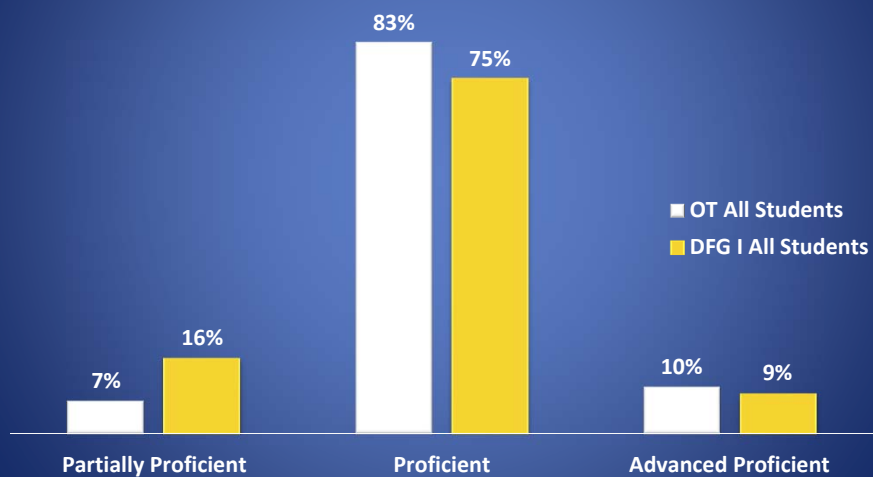


## Comparison of Proficiency Levels of All Students

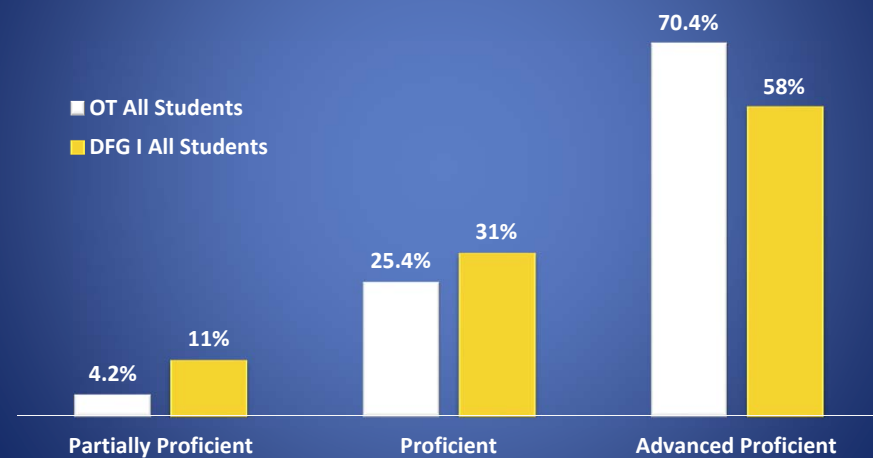
Old Tappan Compared to State  
District Factor Groups - I



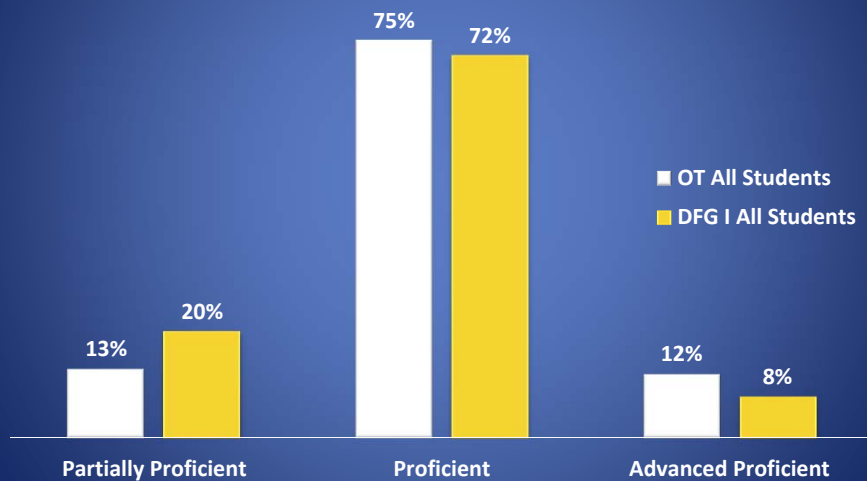
### NJASK - Grade 3 English Language Arts Literacy



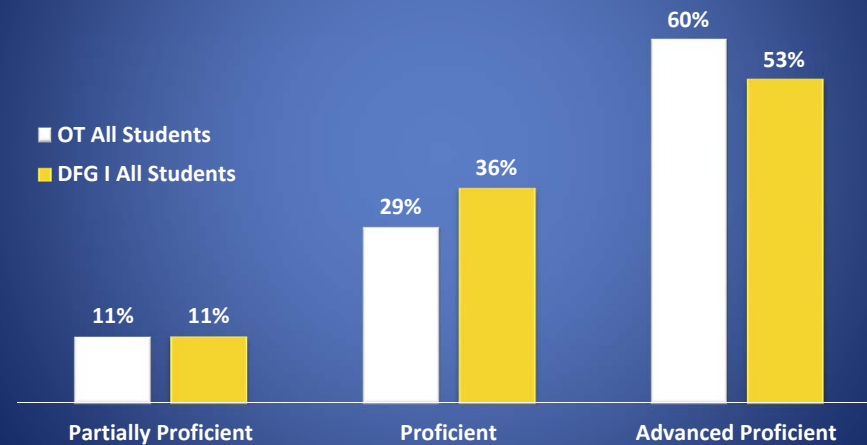
### NJASK - Grade 3 Mathematics

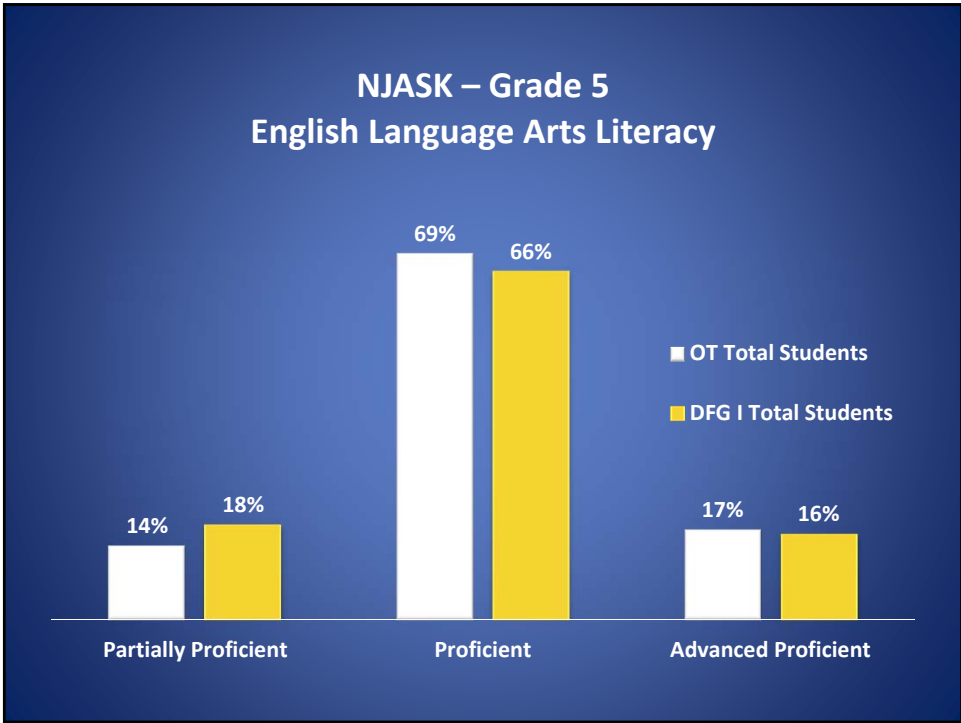
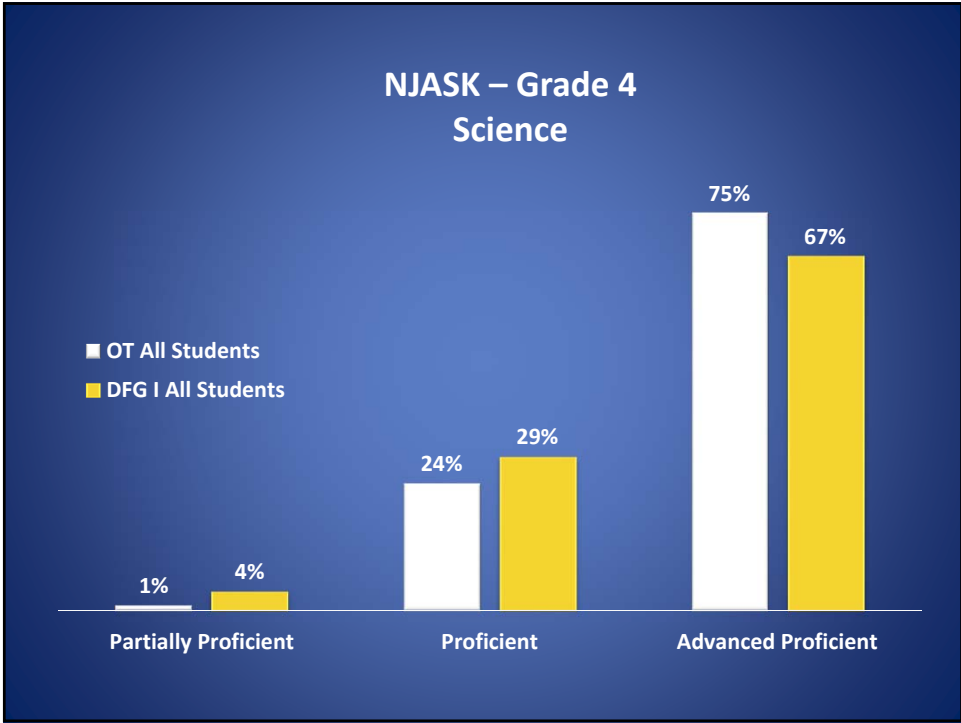



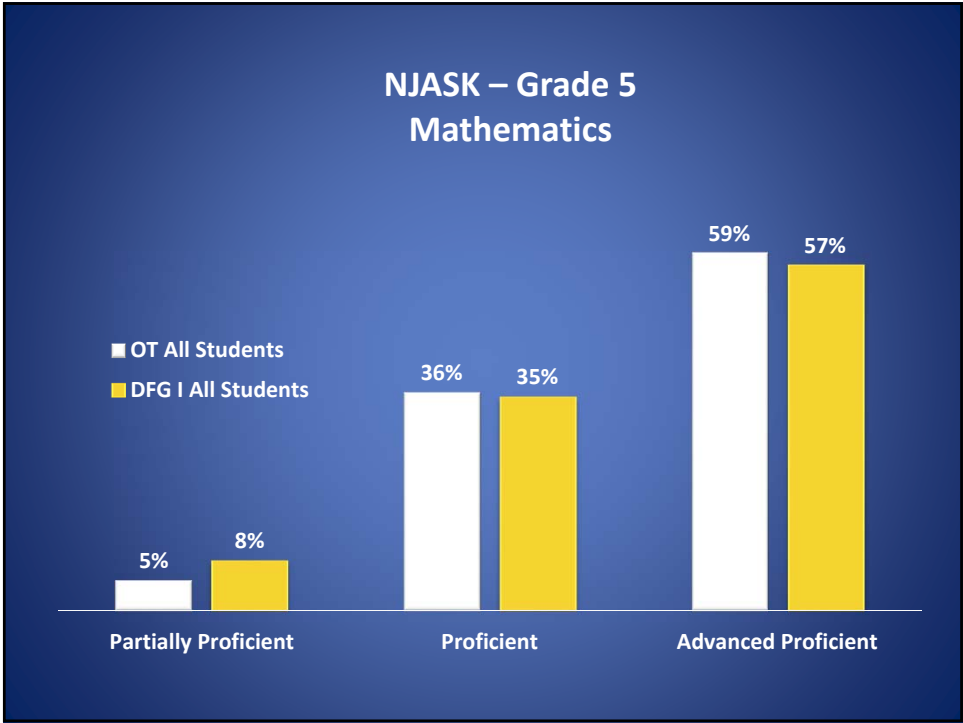
### NJASK – Grade 4 English Language Arts Literacy



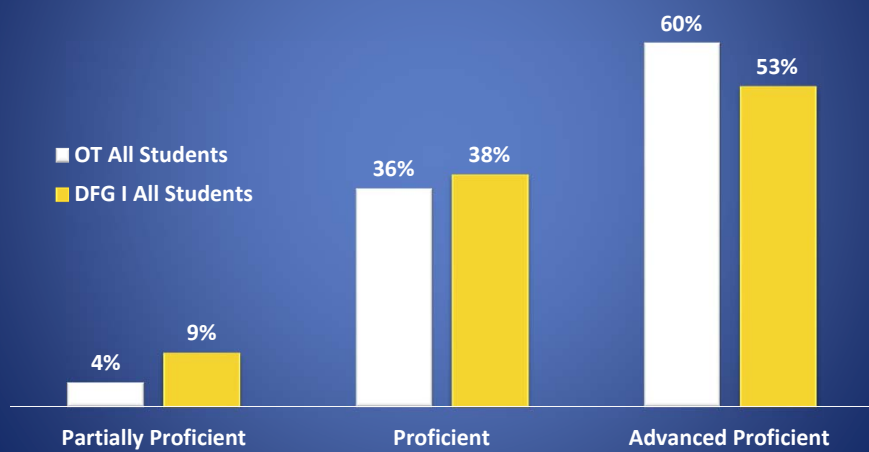
### NJASK – Grade 4 Mathematics



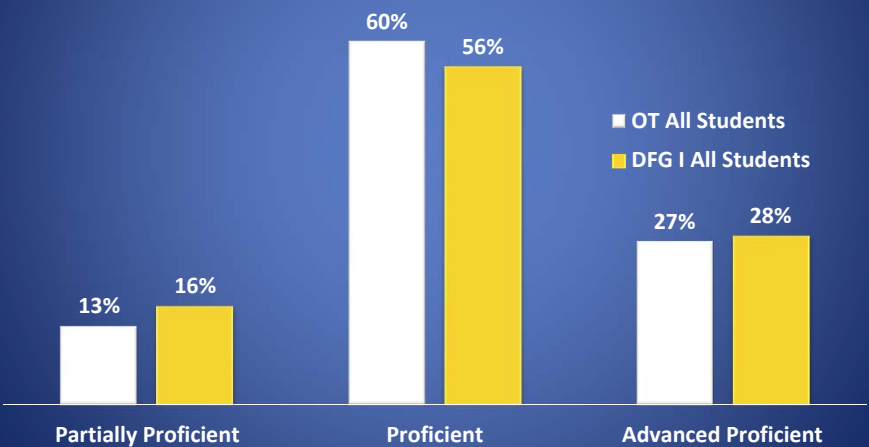




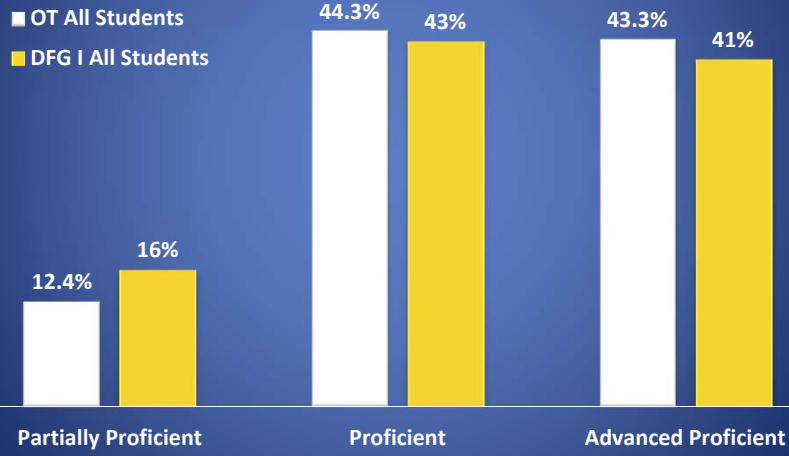
### NJASK – Grade 6 Mathematics



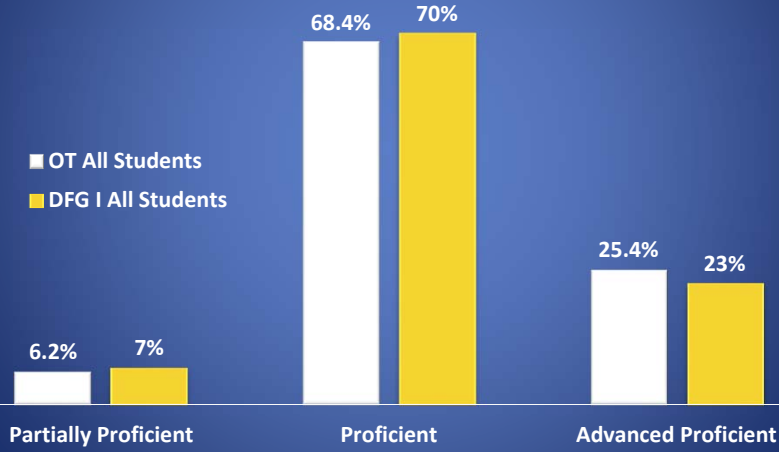
### NJASK – Grade 7 English Language Arts Literacy

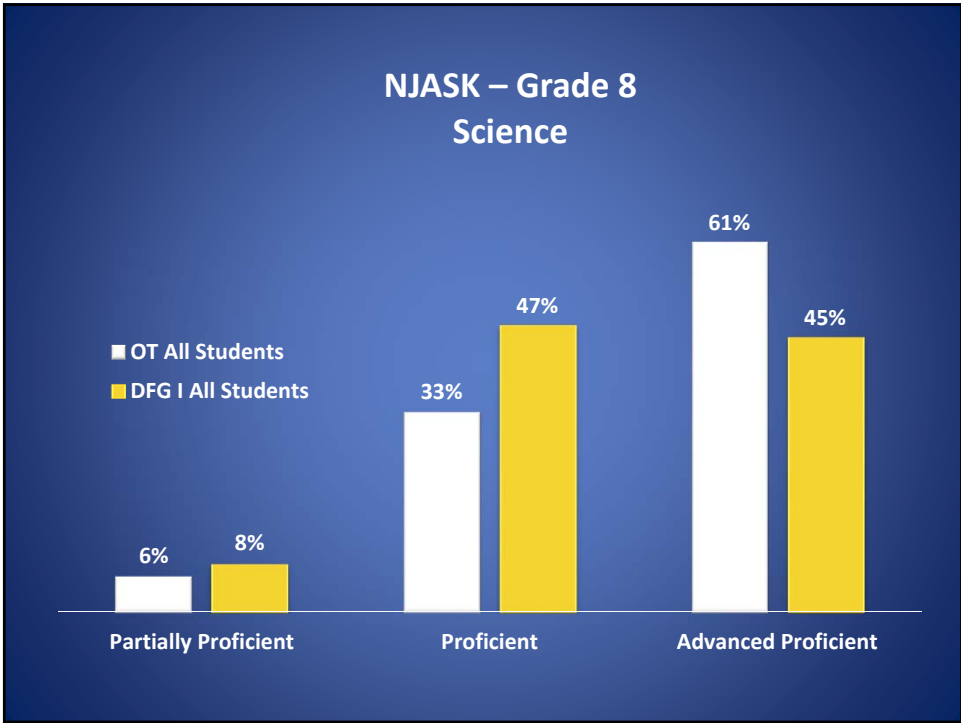



### NJASK – Grade 7 Mathematics



### NJASK – Grade 8 English Language Arts Literacy

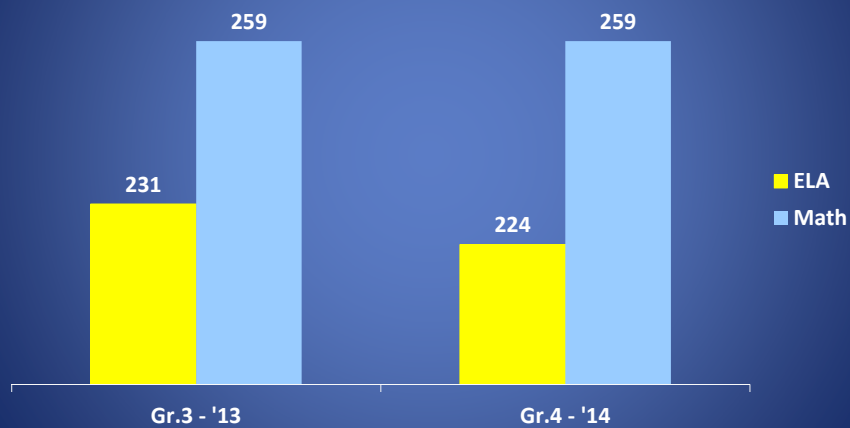




# Longitudinal Progress of Old Tappan Grade Levels

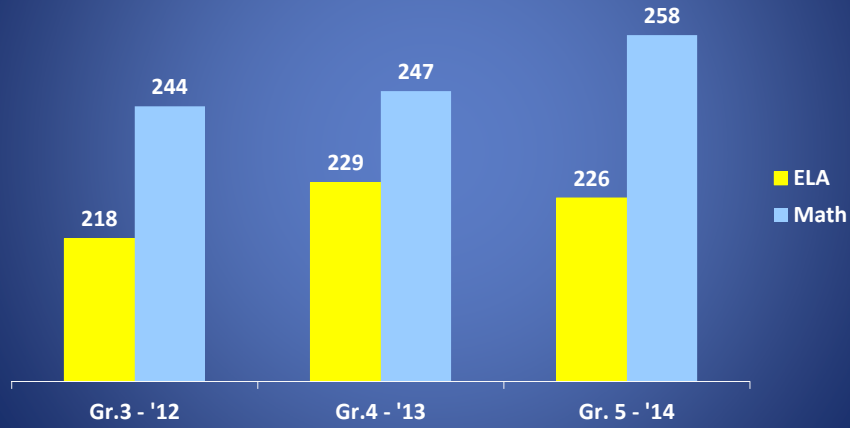
Scaled Scores of  
General Education Students

## Progress of Class of 2018 General Education Students

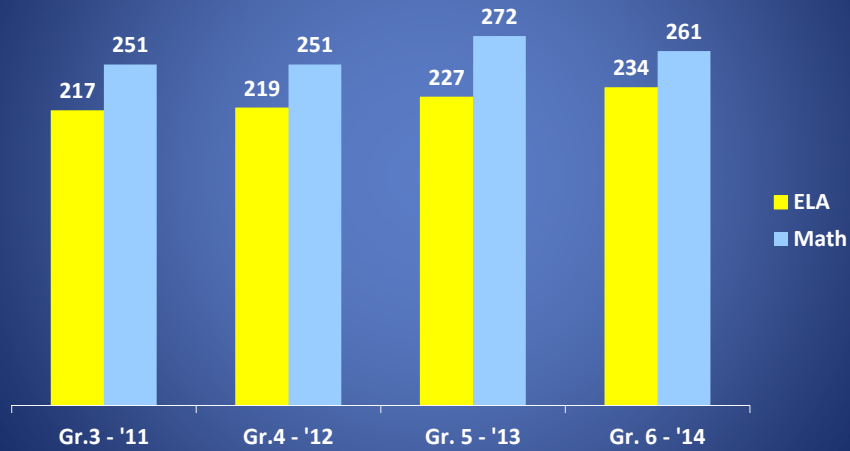




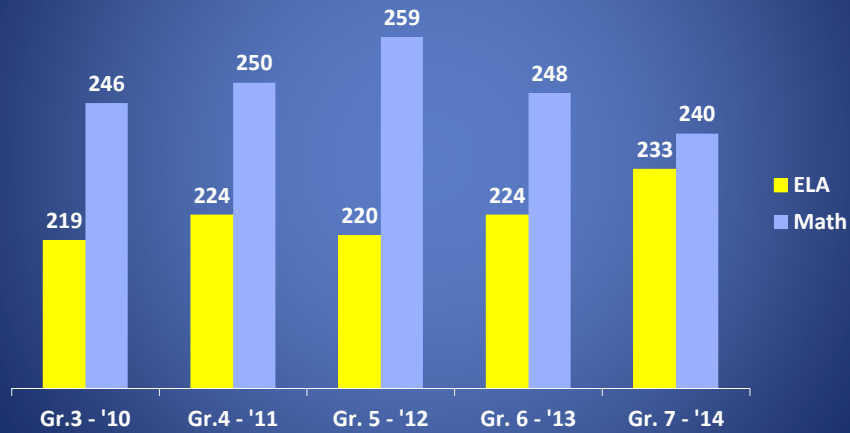
## Progress of Class of 2017 General Education Student<sup>-1</sup>



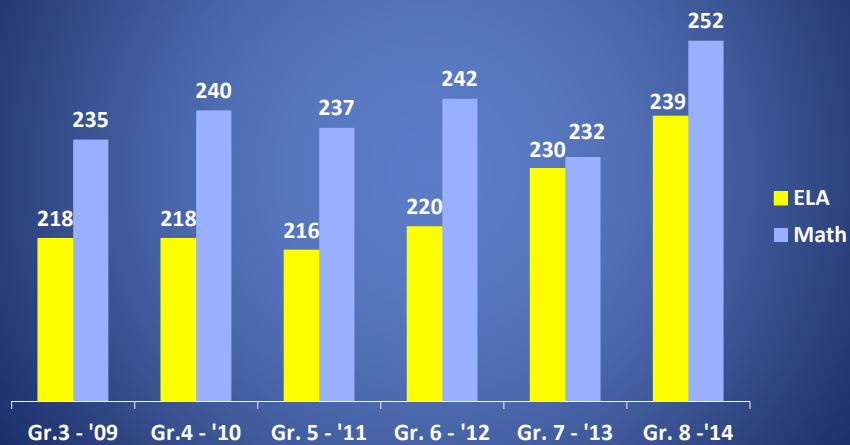
## Progress of Class of 2016 General Education Student<sup>-1</sup>



## Progress of Class of 2015 General Education Students

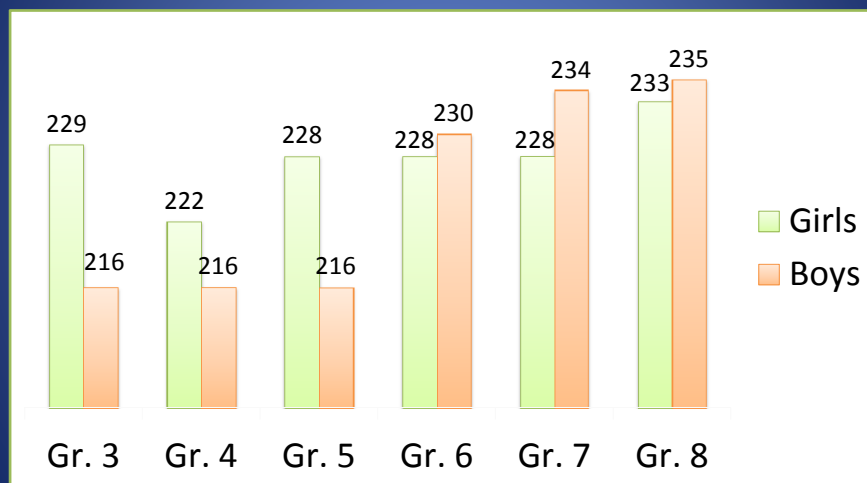


## Progress of Class of 2014 General Education Students

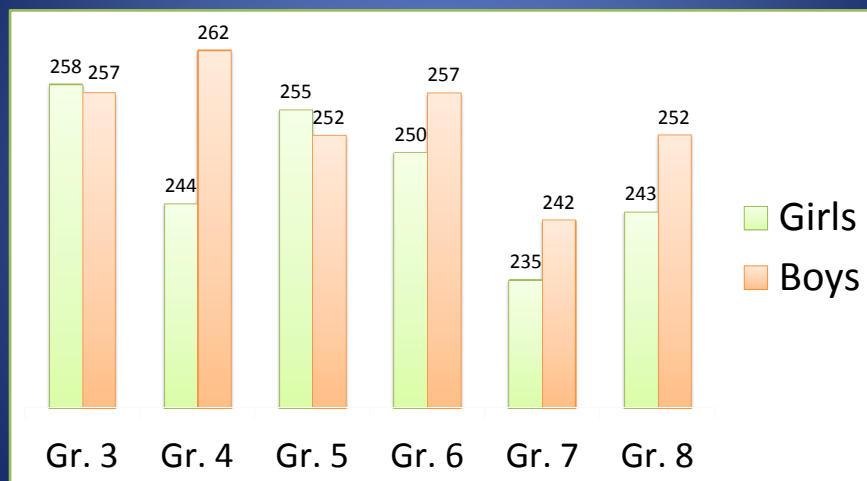


## Scaled Scores of All Students By Gender

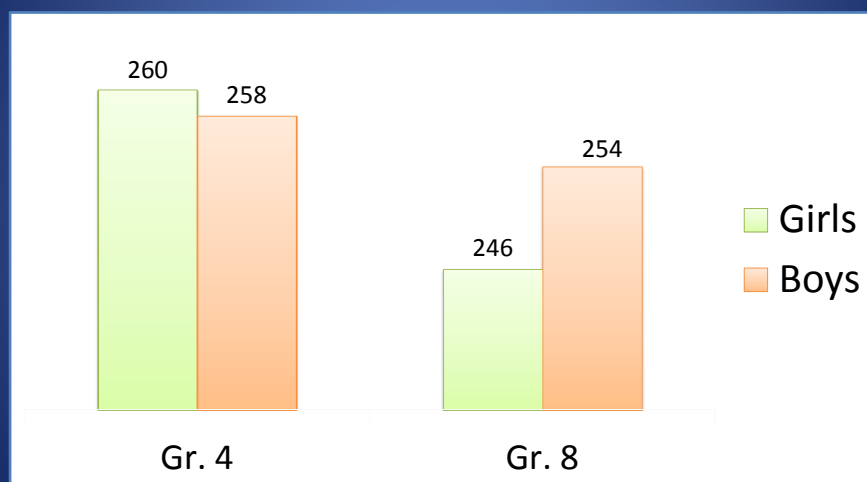
### English Language Arts



## Mathematics



## Science





# Old Tappan Public Schools

## State of the Schools Report Assessment Analysis

### CRT Analysis

Test	Grade	Focus
Health	6	Depressants and Gateway Drugs
Science	2	Space Science Gravity
Science	7	Microscope practice with stained slides Cell Structure Cellular Respiration Genetics
Social Studies	5	Middle East Countries Religion as a major force in ancient civilizations Identification of a temperate climate

## NJASK Macro Analysis Average Percent of All Students at Partially Proficient and Advanced Proficient Levels OT vs. DFG I, Grades 3-8

Subject	PP OT	PP DFG I	AP OT	AP DFG I
English Language Arts	10.3	15.4	19	16.7
Mathematics	8.3	11.4	58	52.4
Science	3.5	5.5	68	56

- OT students perform very well in comparison to our reference groups (peer groups).
- Our eighth grade exit data are outstanding in comparison to the DFG I group.

## NJASK Micro Analysis English Language Arts

Grade	Focus
3	Writing informative text, related organization and supporting details
4	Writing informative text, related organization and supporting details
5	Organization and clear details for informative text Memoir unit for non-fiction writing Biography study and technical reading/writing
6	Units on narrative text Comprehension skills in a variety of genres Grammar reinforcement
7	Persuasive writing Informative text units in reading and writing
8	Central ideas in fiction and non-fiction texts Inference skills Cause and effect Author's purpose and text evidence

## NJASK Micro Analysis Mathematics

Grade	Focus
3	Measurement and Data
4	Geometry Measurement and Data
5	Numbers and operations - fractions Measurement and data
6	Geometry and measurement Patterns and algebra Data analysis and probability
7	Numerical operations Problem solving Patterns and Algebra

## NJASK Micro Analysis Science

Grade	Focus
4	Earth Science
8	Earth Science Physical Science

## Factors to Consider

- Reliability- Large subject domains vs. relatively few test items
- Content validity- Degree to which a test measures the attributes it intends to measure
- Test score precision (Standard Error of Measurement); +/- factor
- Variations in student cohorts (**peer groups, student growth**)
- Transition to Common Core and inclusion of pilot items
- Other indicators of a successful district

## Student Participation '13-14

- 3<sup>rd</sup> Gr. Chorus - 71    4<sup>th</sup> Gr. Chorus - 91
- 4<sup>th</sup> Gr. Band - 68    5<sup>th</sup> Gr. Band - 68
- 6<sup>th</sup> Gr. Band - 46    7<sup>th</sup> Gr. Band - 48
- 8<sup>th</sup> Gr. Band - 43
- Fall Chorus – 70
- Spring Chorus – 50
- Teen Arts – 60
- Set Design – 25
- Stage Crew - 8



## **Student Participation '13-14**

- Yearbook - 25 eighth grade students
- Soccer – 20
- Volleyball – 15
- Boys Basketball – 16
- Girls Basketball – 16
- Baseball – 15
- Softball –13
- Track – 115

## **Student Participation '13-14**

- Geography Bee - All students, 10 finalists
- Junior National Honor Society – 52 students
- Drama Club - 45 students
- Student Council - 55 students
- Community Service - All students

## Student Participation '13-14

- Jump Rope for Heart – All students, 2-4
- Mini-Relay for Life – All students, 2-4
- Ambulance Corps Poster Contest – All K-4
- Environmental Commission Poster Contest – All students, 2-4
- Drug-Free Poster Contest – Grade 4
- Safety Patrol – Grade 4
- Invention Convention – 55 students, 2-4



**Old Tappan  
Public Schools**

*State of the Schools Report*  
**Goals/Challenges/Assets**

## District Goals 2014-2015

- To meet all requirements associated with Achieve NJ (Testing) and Teach NJ - Educator Evaluation
- To implement the Common Core State Standards
- To prepare students and faculty for the PARCC (Partnership for Assessment of Readiness for College and Careers Assessments) this school year
- To develop writing assessments to replace the Northern Valley Criterion Referenced Test

## District Challenges and Opportunities

- **Significant and Simultaneous High Priority Mandates**
  - Common Core Content Standards
  - Achieve NJ (SGOs and SGPs)
  - Teach NJ
- Providing Enrichment and Support Services
- Declining Enrollment
- Administrative Leadership Transitions
- Valley-Wide Math Initiative
- 21<sup>st</sup> Century Programming
- **PARCC Assessments, Grades 3-8**

## Components of PARCC Assessment

Summative Assessments: Performance Based (PBA) March 2-27, 2015		
What	Focus	When
ELA/Literacy	"Writing effectively when analyzing text"	"As close to the end of the school year as possible"
Math	"Applying skills, concepts, and understandings to solve multi-step problems requiring reason, precision, perseverance, and strategic use of tools"	"As close to the end of the school year as possible"
Summative Assessments: End-of-Year (EOY) April 27 – May 22, 2015		
ELA/Literacy	Reading comprehension	"After 90% of the school year"
Math	"innovative machine-scorable items"	"After 90% of the school year"

## District Assets

- Supportive, experienced, professional mid-career staff
- Supportive parents/guardians
- Well-prepared, motivated students
- Northern Valley and Region III articulation
- Cooperative relationship among school and community groups (BOE, OTEA, OTPTO, Mayor and Council, OTPD)
- Well-maintained buildings and grounds
- Comprehensive planning and budgeting process



## Old Tappan Public Schools

### *State of the Schools Report* Week of Respect Update

## Week of Respect October 6-10

- Special Daily Announcements
- *Carry On The Kindness Project*, kindness bubble project, hallway display, K-4
- *One Smile* book discussion, K-1
- Respect songs taught in music classes, K-4
- Respect/kindness books read in Library, K-4
- All K-4 teachers conducted classroom discussions related to respect

## Week of Respect October 6-10

- Presentation, “Gravity,” by Mr. Nicholas D’Agostino, about respecting differences and learning about what holds you down, 5-8
- “Bullying: Words Can Kill” Film and Discussion facilitated by the Counselor, 8
- “I AM,” Group Project about identifying labels facilitated at Sharpe, 7
- “You had to pick on me,” Middle School Youtube activity, 6
- Footprint Perspective, perspective-taking through bullying stories, 5



## Old Tappan Public Schools

*State of the Schools Report*  
**School Violence Awareness Week  
Update**

## **School Violence Awareness Week October 20-24**

- **All physical education classes engaged in discussions about sportsmanship and conflict resolution, K-4**
- **Library classes emphasizing mindfulness strategies to deal with anger and frustration**
- **Classroom discussions concerning appropriate behavior and how to resolve disagreements, K-2**

## **School Violence Awareness Week October 20-24**

- **Halloween Safety and Respectful Trick-or-Treating, K-4**
- **Character Education - classes concerning bullying and respect – September through June for grade 5**
- **Character Education - classes on bullying, friendship, and respect - September through June for grade 6**

## **School Violence Awareness Week October 20-24**

- **Character Education - choices cycle on peer-pressure, cyber-bullying, domestic violence, teen-dating violence, grade 7**
- **Character Education – units on cyber-bullying, media literacy and breaking down stereotypes, teen dating violence, grade 8**



## **Old Tappan Public Schools**

*State of the Schools Report*  
**Public Hearing**  
**Annual Report of School Vandalism,  
Violence and Substance Abuse**



# Report of Vandalism, Violence and Substance Abuse 2013-2014

- Incidents of Vandalism – 0
- Incidents of Violence – 0
- Incidents of Substance Abuse – 0



**Old Tappan  
Public Schools**

*State of the Schools Report*  
**Public Hearing**  
**Questions/Discussion**